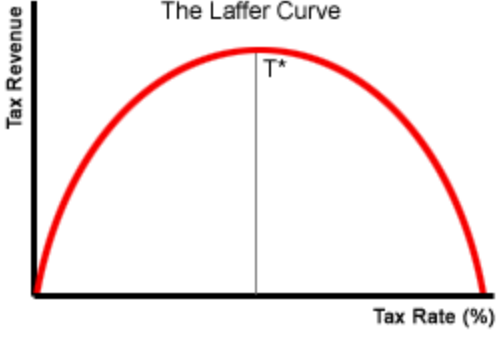
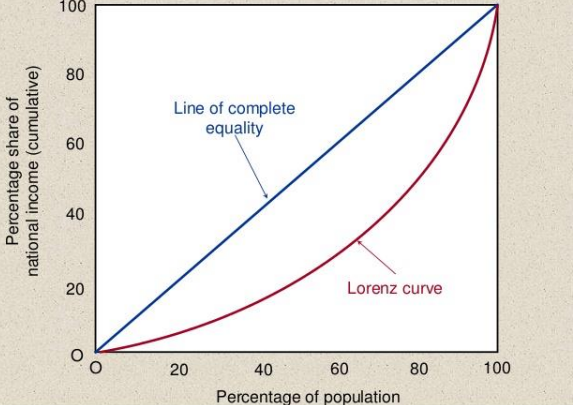
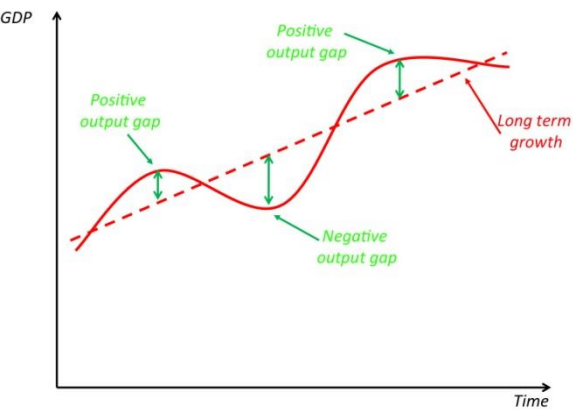


Key Economics Macro Diagrams:

Task: For each diagram, explain what you think it is showing and why you think Economists might believe this.

<p style="text-align: center;">The Laffer Curve</p> 	<p style="text-align: center;">Lorenz curve</p> 
<p style="text-align: center;">Economic Cycle & Output Gaps</p> 	<p style="text-align: center;">Demand-Pull Inflation:</p> 